



BASANT VALLEY PUBLIC SCHOOL
SECTOR-46, GURUGRAM
SUMMER HOLIDAY HOMEWORK
SESSION-2020-21

CLASS-1



Dear parents,

“When the going gets tough, and tough gets going”. When the situation becomes difficult, strong people are able to step up and handle it. We at BVPS-46, have a firm belief that our dear students too are strong individuals and are going to make the best of their time during this pandemic. To channelize their energies in the most constructive way and to foster their imagination further, we want them to look deep within and also understand and know the people and things around them better when they are still within their sweet abodes.

Keeping this in mind, we have designed the Holiday Homework which help to create a nurturing and creative environment for your child. It would teach your children to work independently and would improve their basic academic skills, such as reading, writing, and spellings and would help them develop personal skills and time management.

Note –

- Last Date of Submission of Holiday Homework – 1st day of School reopening.

Hope you and your loved ones are in a cheerful position and coping well through these strange unprecedented times.

Some of the suggested activities for your child are –

1. Get up early in the morning and see the rising sun.
2. Feel the fresh air take a deep breath and do breathing exercise.
3. Hear the birds chirping.
4. Water the plants and feed the birds.



Tips for summer Break

Do's	Don'ts
1. Always start your day with prayers	1. Don't watch TV for long hours
2. Drink lots of liquids like water, juice etc.	2. Don't eat junk food.
3. Help your parents at home by putting your things in place.	3. Don't play in Sun.
4. Wish your elders and guests.	
5. Always use these words – Thank you, sorry, please, Excuse me.	

General Instructions

- 1) Bring Holidays Homework in a beautifully decorated folder.
- 2) Parents are requested to only guide their children while doing the assignment.
- 3) Project Homework will be assessed on the basis of neatness, creativity and Originality of ideas.



Summer
Fun!

MATHS

WORKSHEET-1

Q1. **Count** the number of objects in each row and write the correct **number name** against each.

Q2. Fill in the missing numbers:

10, 7, 3, 2,

Q3. Write the numbers that comes before and after:

a) 18

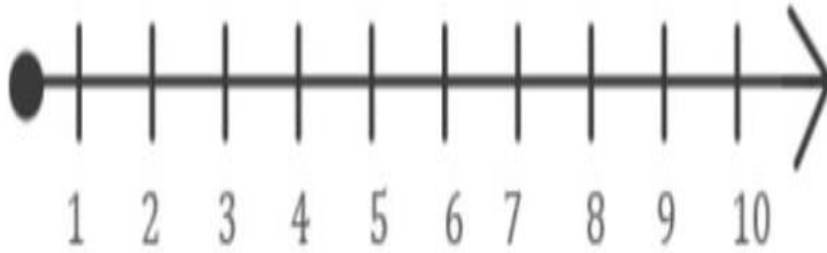
b) 24

c) 13

d) 35



c. Using the number line, choose the number less than the given number and fill in the box.



a. $9 < _$

10	5	8
----	---	---

b. $7 < _$

6	9	4
---	---	---

c. $5 < _$

1	0	6
---	---	---

d. $2 < _$

0	7	2
---	---	---

WORKSHEET-2

Draw 7 apples more and write the number name in the box.



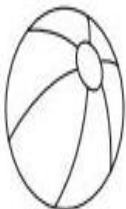
Draw 9 candies more and write the number name in the box.



Draw 2 eggs more and write the number in the box.



Draw 4 balls more and write the number in the box.

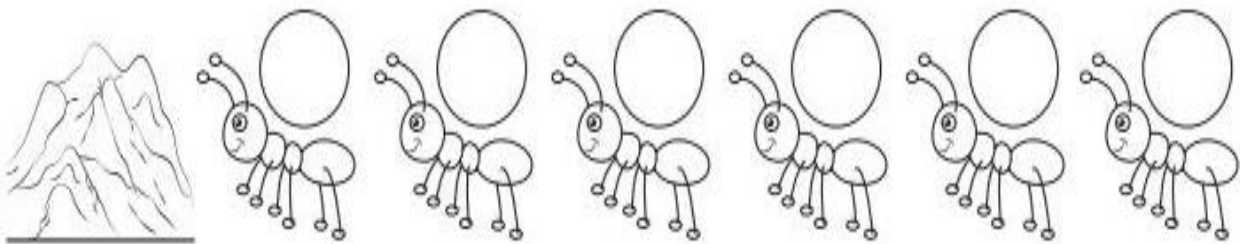


Write the numbers in ascending order: 9, 2, 5, 3, 1.

Write the numbers in descending order: 4, 6, 0, 8, 7.


○ ○ ○ ○ ○

Write the ordinal numbers on the ants as they crawl up the ant hill.

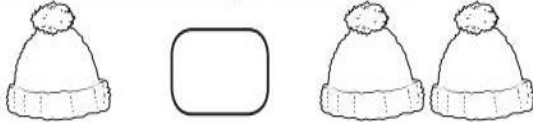


WORKSHEET-3

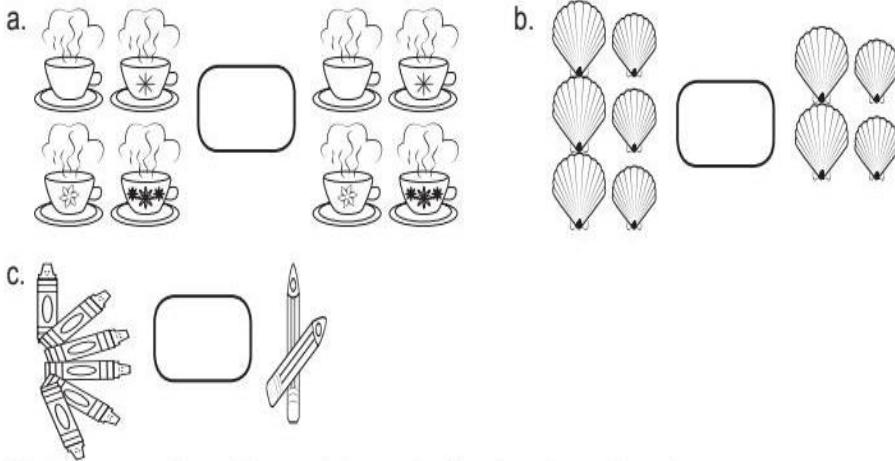
1. Insert the greater than symbol in the box.



2. Insert the less than symbol in the box.



3. Insert the following symbols in the box (<, >, =).



4. State the meaning of these statements. One has been done for you.

- | | | |
|-------------|---------------------|------------------|
| a. $4 > 2$ | 4 is greater than 2 | b. $7 = 7$ _____ |
| c. $9 < 10$ | _____ | d. $6 < 8$ _____ |
| e. $2 = 2$ | _____ | |

5. Change these word statements into number statements using the correct symbols.

- | | |
|------------------------|-------|
| a. 8 is greater than 3 | _____ |
| b. 9 is greater than 5 | _____ |
| c. 5 is less than 6 | _____ |

6. State whether the following statements are True or False.

- | | |
|--------------------------|-------|
| a. 6 comes before 5. | _____ |
| b. 8 comes after nine. | _____ |
| c. 3 comes after 2. | _____ |
| d. 7 is one more than 6. | _____ |

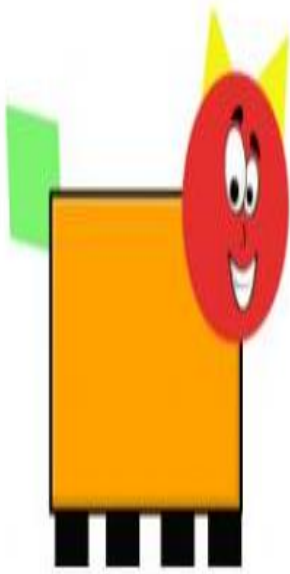
7. Fill in the "1 more than" statements. One has been done for you.

- | | |
|--|--|
| a. 5 is one more than 4 or $4 + 1 = 5$ | |
| b. 7 is one more than 6 or _____ + 1 = _____ | |

WORKSHEET-4



Which **shape** of paper will you cut to make the various body parts of the cat?



Body Part

Shape of Paper

a. Face





b. Ears

c. Body

d. Legs




Match the object with its shape:

Object	Shape
a. 	Circle
b. 	Rectangle
c. 	Triangle
d. 	Square



Mark the corners in each figure and write the number of corners in each:

a.  Number of corners = ___

b.  Number of corners = ___

c.  Number of corners = ___

d.  Number of corners = ___









Match the solid shapes to their property:

Name of the Shape	Property
a. Cube	Has rectangular faces
b. Cuboid	Has only 1 face
c. Sphere	Each face is a square
d. Cone	Has 2 curved edges
e. Cylinder	Has one vertex



Tick the objects that can slide as well as roll:

a.	<input type="checkbox"/>	
b.	<input type="checkbox"/>	
c.	<input type="checkbox"/>	
d.	<input type="checkbox"/>	
e.	<input type="checkbox"/>	
f.	<input type="checkbox"/>	



1. Draw a closed shape using 3 straight lines. What is the name of the shape?

Answer: _____



2. Can you draw a closed shape using 2 straight lines?

Answer: _____




3. How many curved lines are required to draw a circle?

Answer: _____



4. Find the number of curved and straight lines in the following:



Shape	Number of curved lines	Number of straight lines
a. 	—	—

- Learn and Write Number Names 1 to 100 write in your Maths notebook (two times).
- Do two digit Addition Sums and Number line Addition (5 sums daily).

PROJECT WORK

Do the following as per your Roll number-

- Make 5 different animals by using shapes (Roll no. 01 to 07)
- Make 5 different birds by using shapes (Roll no. 08 to 15)
- Make 5 different transport by using shapes (Roll no. 16 to 23)



हिन्दी

अभ्यास पत्र- १

अ-आ (अ-।)

1. चित्रों को शब्दों से मिलाएँ।



टमाटर



बतख



रथ



तबला



कमल

2. चित्रों के नाम लिखें।



.....



.....



.....



.....



.....



.....

3. जिनके नाम में 'आ' की मात्रा (।) है, उन पर (✓) का निशान लगाएँ।

अनार

घर

कमल

आग

बरतन

बादाम

छाता

बतख

4. 'अ' से शुरू होने वाले एक फल और एक सब्जी का नाम लिखें।

फल

सब्जी

5. नीचे दिए गए अक्षरों की सहायता से 'आ' (।) की मात्रा लगाकर चार नए शब्द बनाएँ।

ज

ल

न

म

6. चित्रों की सहायता से वाक्य पूरे करें।



क. चखा।

ख. लाओ।



ग. आई।

घ. रमन मत पकड़।

7. 'अ' (।) की मात्रा लगाकर शब्द पूरे करें।

क. लड़क.....

ख. क.....जल

ग. चा.....वल

अभ्यास पत्र-२

इ-ई (ि -ी)

1. 'इ' (ि) या 'ई' (ी) की मात्रा लगाकर शब्द पूरा करें और लिखें।

साइकल
.....

ततली
.....

वमान
.....

खर
.....

मछल
.....

पपता
.....

2. चित्र देखकर वाक्य पूरा करें।

क.  दाना लाई।

ख.  मत पकड़।

ग.  आया।

घ.  जला।

3. 'इ' (ि) और 'ई' (ी) की मात्रा से बने दो-दो शब्द लिखें।

'इ' (ि)
.....

'ई' (ी)
.....

4. 'इ' (ि) या 'ई' (ी) की मात्रा लगाकर शब्द पूरे करें और लिखें।

बारश
.....

रव
.....

डाकया
.....

रववार
.....

सरद
.....

पपल
.....

5. चित्र देखकर वाक्य पूरे करें।



क. पापा लाए।



ख. पानी पी।



ग. दौड़ा।



घ. पहना।

अभ्यास पत्र-३

उ-ऊ (उ - ऊ)

1. बॉक्स से छाँटकर 'उ' (उ) और 'ऊ' (ऊ) की मात्रा के शब्द लिखें।

खजूर चुहिया बरखा नाखून रवि जामुन

'उ' (उ)

'ऊ' (ऊ)

.....

.....

.....

.....

.....

.....

2. चित्रों का शब्दों से मिलान करें।



भालू



धनुष



कछुआ



जूता



सूरज

3. र में 'उ' या 'ऊ' की मात्रा लगाकर शब्द लिखें।

क. अमर...द

ख. गुर... ..

ग. र...पा

घ. र...ई

ङ. ...स

4. सही चित्र के नाम पर (✓) का निशान लगाएँ।

क.		कछुआ	बगुला	बुलबुल
ख.		आलू	झूला	भालू
ग.		गुलाब	गुड़	गुड़िया
घ.		चूहा	कबूतर	चूड़ी

5. नीचे लिखे शब्दों में 'उ' (उ) और 'ऊ' (ऊ) की मात्रा लगाकर नए शब्द बनाएँ।

झला	चरा	सख	सना	कल
उ		ऊ		
.....			
.....			
.....			
.....			
.....			

6. चित्रों का शब्दों से मिलान करें।



तरबूज



चूहा



कुटिया



साबुन



गुलाब

7. चित्र पहली पूरी करें

क. 


रु		



ख.




		रु	

ग. 

		जू



घ.



र		



★ शब्द पहेली सुलझाइए -

क	ख	ग	घ	च	छ	ज	झ	ट	ठ	ड
1	2	3	4	5	6	7	8	9	10	11
ढ	त	थ	द	ध	न	प	फ	ब	भ	म
12	13	14	15	16	17	18	19	20	21	22
य	र	ल	व	श	ष	स	ह	ढ़	ड़	
23	24	25	26	27	28	29	30	31	32	

ज ग ----- ----- ----- -----
 7 3 4 24 29 32 1 19 25

----- ----- ----- -----
 20 24 3 15 2 24 25 17 23 17

★ दिए गए चित्र एवं शब्दों की मदद से एक कविता लिखने का प्रयास करें -

बालक ,छाता, बरसाया, बादल, गाना ,गरज-गरज कर, जल
 ,बरसात ,मन, भावन ,आया, नाव



★ प्रत्येक सप्ताह हिंदी वर्णमाला के अक्षरों की सही बनावट के साथ लिखने का अभ्यास करें।

स्वर

अ आ इ ई उ ऊ

ए ऐ ओ औ अं अः

वर्णमाला

व्यंजन

क ख ग घ ङ

च छ ज झ ञ

ट ठ ड ढ ण

त थ द ध न

प फ ब भ म

य र ल व श

ष स ह क्ष त्र ष

कोई भी हिंदी की पाँच कहानी की किताब पढ़िए और निम्न गतिविधि कीजिए -

पुस्तक का नाम

लेखक का नाम

पुस्तक का दाम

कहानी के मुख्य पात्र

कहानी की किसी एक किताब का आवरण (कवर पेज़) का चित्र बनाइए -

- चित्र का नाम लिखकर एक कोलार्ज बनाइए।
 1. आ की मात्रा के चित्र।
 2. इ और ई की मात्रा के चित्र।
 3. उ और ऊ की मात्रा के चित्र।
- सप्ताह में दो बार सुलेख लिखिए। (हिंदी की पाँच पंक्तियों वाली पुस्तिका में)

COMPUTER

- Learn Chapter-1 (Computer- a Machine) and Chapter-2 (Parts of a Computer).

PROJECT WORK

Do the following as per your roll number-

- Draw 4 parts of Computer, Color it and write their names also. (A4 Size Sheet) - (Roll no. 01-11)
- Collect pictures of any 5 Natural and 5 Human made things that you use in your everyday life and Paste them on A4 Size Sheet - (Roll no. 12-23)

WORKSHEET

Question 1:- Name the four basic components of a computer system.

Question 2:- What component of a computer is considered the “brain” of a computer?

- Output
- CPU
- Input
- Memory


Question 3:- Select an item that would be used as output device on a computer system.

- Monitor
- Mouse
- Joystick
- Keyboard


Question 4:- Select an item that would be used as input device on a computer system.


- Monitor
- Printer
- Speakers
- Keyboard

- Label the computer parts:









E.V.S
WORKSHEET-1

MYSELF

I. Write 'T' for true or 'F' for false.

1. We all like to do the same thing.
2. We are happy when we like something.
3. Sania is sad when she plays with her father.
4. We cry when we are happy.
5. We frown when we are angry.

II. Fill in the blanks.

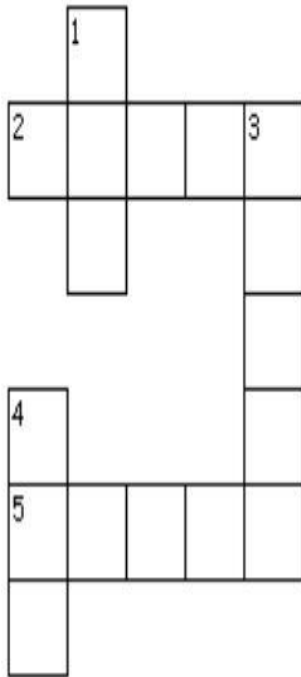
1. What we like doing the _____ is our favourite thing.
2. We become sad when we _____ like something.
3. We smile when we are _____.
4. We cry when we are _____.

III. Find words from the chapter that rhyme with the following.

1	F	R	Y		2	M	A	D		3	B	I	K	E
	C					S					L			

4	C	A	M	E		5		F	I	L	E
	N						S	M			

IV. Solve the crossword with the given clues.



Across

2. We _____ when we watch a funny cartoon.
5. You will most likely feel this if anyone eats your lunch without telling you.

Down

1. We will feel _____ if our best friend leaves town for ever.
3. We feel this when someone gifts us our favourite toy.
4. An animal some of us like to play with

WORKSHEET-2

OUR BODY

I. Pictures of things that we use at home to take care of our body are given in the box. Write the names of the body part for which they are used.



1. _____



2. _____



3. _____



4. _____



5. _____

II. Name the correct body part.

1. We smell with our _____.
2. We hear with our _____.
3. We see with our _____.
4. We feel with our _____.
5. We taste with our _____.

III. Fill in the blanks.

1. We kick a ball with our _____.
2. We hold a book with our _____.
3. We use our _____ to walk.
4. We play the piano with our _____.
5. The _____ covers our entire body.



IV. Choose the parts of our body, which come in pairs, from the box given below.

head	ears	eyes	chest	nose
feet	hands	mouth	knees	legs

1. _____ 2. _____
3. _____ 4. _____
5. _____ 6. _____

WORKSHEET-3

OUR FAMILY

I. Fill in the missing letters. Look at the pictures for hints.

1. C _ R E



2. F _ M _ L Y



3. S H _ R _



4. L _ _ E



5. H _ L P _ N G



II. Match the following.

- | | |
|-----------------|--|
| 1. Ankur | a. parents of our parents |
| 2. surname | b. brother of Ankita |
| 3. parents | c. lives together |
| 4. grandparents | d. a family name shared by the members of a family |
| 5. A family | e. father and mother |



III. Refer to the story in the beginning of the lesson. Tick (✓) the correct sentences and cross (×) the wrong ones.

1. Ankur and Ankita always fought among each other.
2. The old man's children were always caring about each other.
3. The old man gave his three daughters a bundle of sticks.
4. The children of the old man could not break the bundle of sticks.
5. Nobody can harm a family who stay together.

IV. Rearranged the jumbled words.

1. RUSMENA
2. REPASTN
3. NIDNER
4. DEGARNNGNI
5. LECEBRAET

OUR FOOD WORKSHEET-4

Worksheet

I. Tick (✓) the correct answer.

1. When do we eat breakfast?
 morning noon night
2. When do we eat lunch?
 morning noon night
3. When do we eat dinner?
 morning noon night
4. Why do we need food?
 to grow and work
 to sleep well
 to feel good
5. Food, air and water must be clean so that we
 do not fall sick
 do not feel tired
 can eat enough


II. Fill in the blanks with the correct words.

1. I must eat _____ (*some/different*) kinds of food.
2. _____ (*Milk/Water*) keeps our bones strong.
3. I must keep food and water _____ (*clean/warm*).
4. I must not leave food _____ (*covered/open*).
5. Food and water must be kept in _____ (*a clean/an open*) place.
6. I need food, water and _____ (*shoes/air*) to live.
7. Clean food, water and air will make me _____ (*healthy/sick*).

PROJECT WORK

Do the following as per your roll number-

- Make the food pyramid with the help of pictures (Roll no. 01 to 07).
- Make a family tree and write the name with picture of your family members in the family tree. (Roll no. 08 to 15)
- Draw / paste sense organs and write their functions. (Roll no 16 to 23)



ENGLISH

The importance of reading can be experienced by people from all walks of life. Although one can take reading at any age, it is much easier to begin at a young age. Reasons for making reading a habit. Reading makes you smarter as keeps brain active and engaged in a thought process.

- It makes you knowledgeable.
- It improves your vocabulary and language skills.
- It boosts your creativity as you imagine things while reading. These are a few reasons for you to start reading.

1. Reading activity

Take a story every week, based on that story do one activity every day.

For example:

Day 1: Read the story

Day 2: Talk about questions like which was your favorite character in the story and why? What other end can we give to the story? What moral values have we learned through the story, what other character you would like to be the part of the story etc.

Day 3: Create your favorite character using waste materials/you can also draw it.


Day 4: Do some research about your favorite character. (Eg: if a story has hen, what type of creature is it, what it eats, where it lives, etc.)

Day 5: Make a list of the new words, and try to build sentences using these words.

Day 6: Narrating the story in sequence.

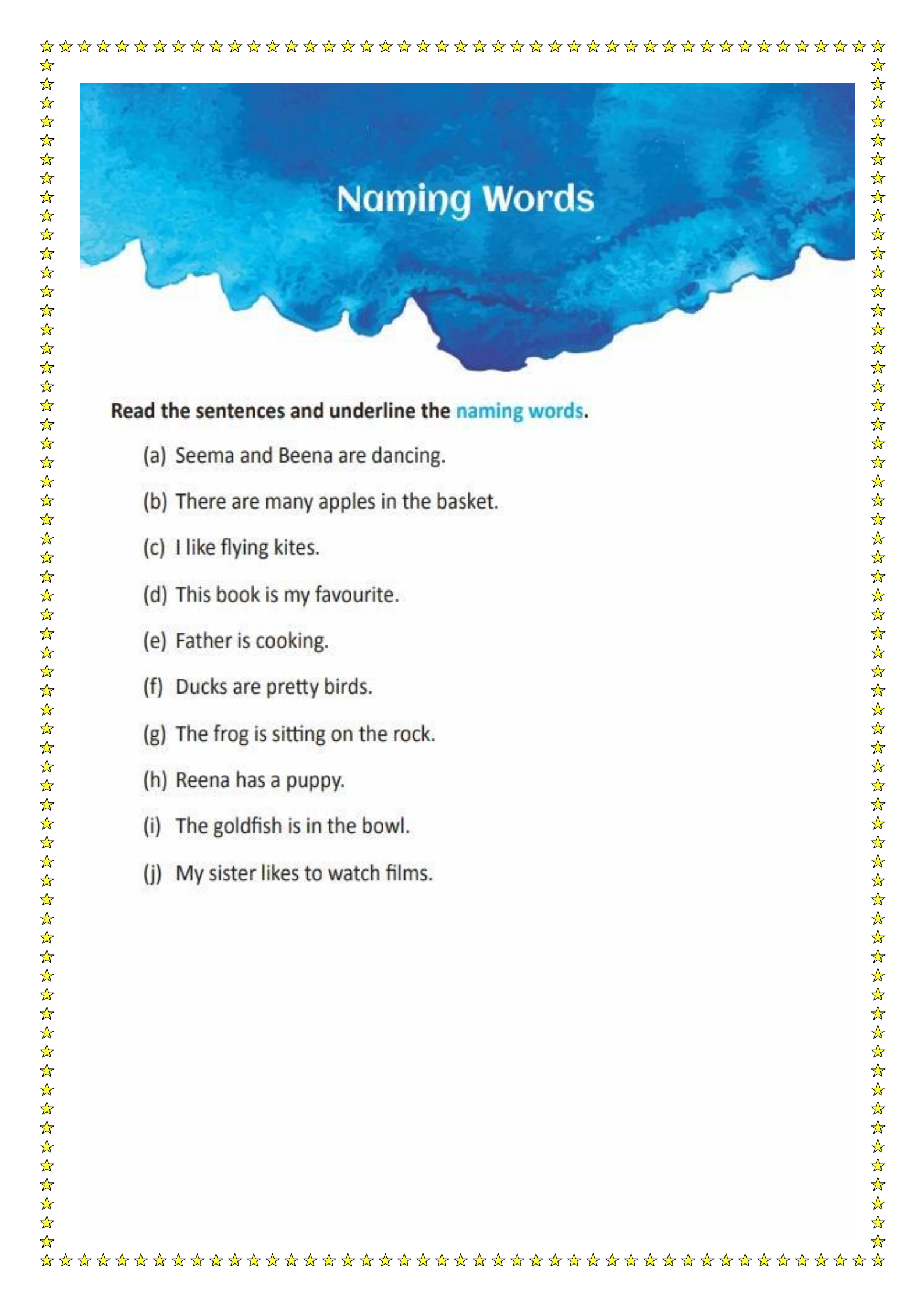
- **After the summer break, a child can choose his/her favorite story and share the same with the help pf props or picture cards with the Class Teacher and peers.**

2. Let's Grow Our Bookworm



Make a face of your bookworm. Read story books. As you finish reading a book, write the name of the book. Draw your favourite character from the story on the same circle. Attach it to the face of the bookworm and keep adding the circles as you read more and more and more.

- **Please download Rivet app. It has various interesting stories. You can take up the stories from this app.**
- Read Lesson-3 “My School”. Pick out the Naming words and write them down on A4 Size Sheet.
- Do worksheets given below.



Naming Words

Read the sentences and underline the **naming words**.

- (a) Seema and Beena are dancing.
- (b) There are many apples in the basket.
- (c) I like flying kites.
- (d) This book is my favourite.
- (e) Father is cooking.
- (f) Ducks are pretty birds.
- (g) The frog is sitting on the rock.
- (h) Reena has a puppy.
- (i) The goldfish is in the bowl.
- (j) My sister likes to watch films.



One and Many

Read the following sentences and underline the singular naming words in red and plural naming words in blue.

1. They all want to become astronauts.
2. She received many gifts on her birthday.
3. He is drinking out of his bottle.
4. The lion ate the rabbits.
5. There is a pile of notebooks in that corner.
6. Beena was carrying all the bags alone.
7. The cat jumped out of the window.
8. The doors were all locked.
9. The lights in that room are flickering.
10. There are posters in all the streets.

This, That, These, Those

Fill in the blanks with the correct option from the brackets.

1. _____ (This/These) fruits are juicy.
2. _____ (That/Those) jug is empty.
3. _____ (That/Those) table is broken.
4. I think _____ (this/these) paper is difficult.
5. _____ (That/Those) girls play very well.
6. My grandmother used to tell me _____ (this/these) stories.
7. _____ (that/this) is my notebook in your hand.
8. Rahul has been searching for _____ (this/those) artbook.
9. _____ (Those/This) poems are very good.
10. _____ (This/That) is Jia's sandwich in her hand.

He-group and She-group Words

Write the following words in their opposite gender.

1. Mother _____
2. Lion _____
3. Gander _____
4. King _____
5. Peahen _____
6. Fox _____
7. Emperor _____
8. Rooster _____
9. Gentleman _____
10. Tiger _____

Read the short story and answer the following questions:

The Dog

The dog's name is Jerry. He has brown fur and is very playful. He loves to chase his ball in the park.



1. What is the dog's name? _____

2. What color is the dog's fur?

A. Brown

B. Blue

C. Black

**Now color the picture in with the fur.*

3. What does the dog like to do at the park?

4. Do you have a dog? _____



Write a sentence for each picture.



Handwriting practice lines for each picture, consisting of a solid top line, a dashed middle line, and a solid bottom line.



PICTURE COMPOSITION

Write two sentences for each picture









STAY HOME! STAY SAFE!

